

PFX & CLEAN WEAVE - PAGE 1

Date: _____ Salesperson: _____

Customer Name: _____ Customer Site: _____

NEW PRODUCT SPECIFICATIONS

Item Type: PFX PFX-HT Clean Weave Quantity: _____

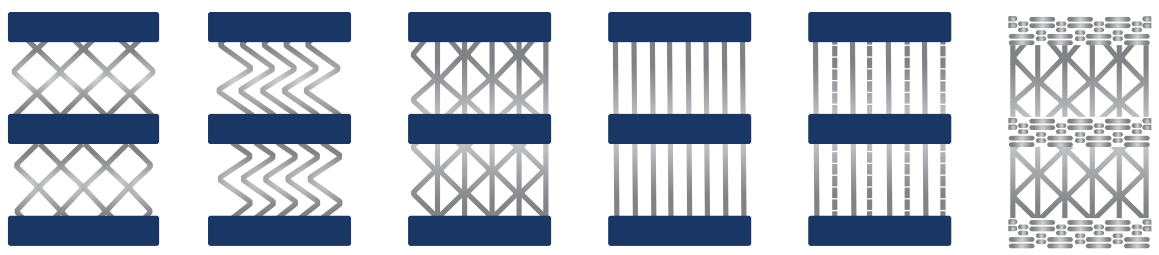
Machine Type/Model: _____ Opening Size: _____

Wire Diameter: _____ Width/Bend: _____ OB IB Length: _____

Wire Material: Gator Stainless Side or End Tensioned: _____

Lap Required?: Yes No End Tension Screens: Side Seal?: Yes No

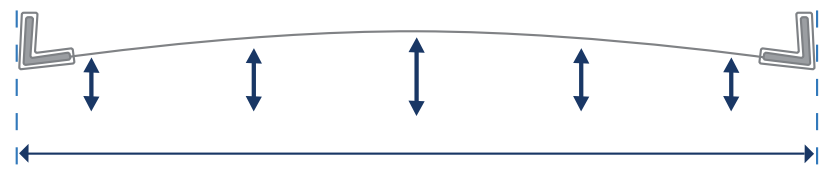
WEAVE TYPE



PFX - M PFX - L PFX - H PFX - Harp PFX - Cleanslot Clean Weave

SUPPORT BAR LOCATIONS

Measure from the center support out to next supports in either direction.
If NO support bar on center, measure inside of wall to inside of wall. Start support distances from one end and move outward from inside wall.
(See page 2 for further explanation)

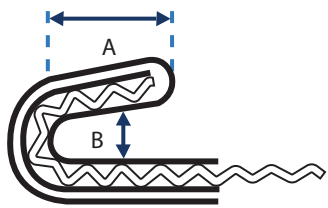


Hook Orientation: Both hooks up Both hooks down One hook up & one down

HOOK SPECIFICATIONS

(A) Length= _____

(B) Throat= _____



Available in 1" bends of 45°

PFX & CLEAN WEAVE - PAGE 2

Date: _____ Salesperson: _____

Customer Name: _____ Customer Site: _____

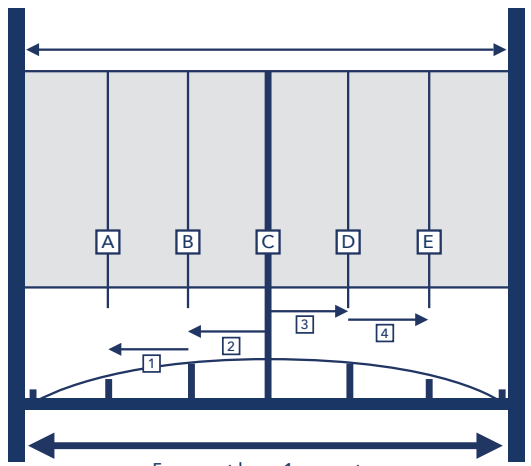
NEW PRODUCT SPECIFICATIONS

Specify Which Deck: _____

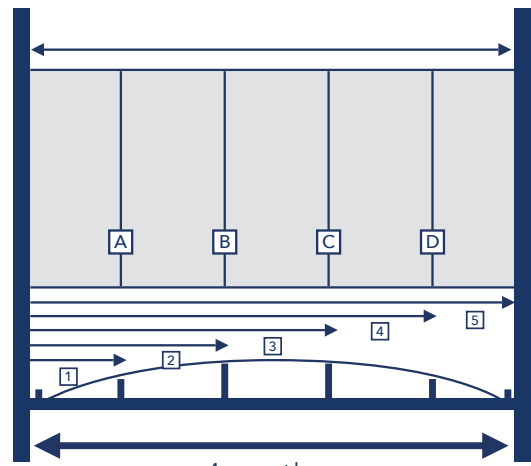
Side Tensioned with Support on Center	Side or End Tensioned
--	-----------------------

Number of Support Bars: _____

Number of Support Bars: _____



5 support bars, 1 on center
12" from center to center



4 support bars
12" from center to center

Please fill out the form below for your desired support bar positions.
Base your drawing on the figures above.

